



VOLKSWAGEN RANGE

simplicity and innovation

WEST COUNTRY MOTOR HOMES LTD

Bristol Road, Brent Knoll
Highbridge, Somerset TA9 4HG
Tel. 0870 750 8360
www.westcountry-motorhomes.co.uk

www.vwT4camper.info - a useful website for owners and enthusiasts of VW T4 Campervans



Please note that metallic paintwork is now standard on this model.



Auto-Sleepers Volkswagen Motorhomes

For nearly 40 years, the partnership between Auto-Sleepers and Volkswagen has produced vehicles to be proud of. The design and build talents of Auto-Sleepers, combined with the reliability and quality of Volkswagen has resulted in a range of motorhomes that guarantee comfort, enjoyment and peace of mind.

From the earliest 'camper vans', the name Volkswagen has been synonymous with motorhomes. But the latest Volkswagens developed in partnership with Auto-Sleepers, provide luxury, comfort and a driving experience that those early motorcaravanners could not have dreamed of. Every aspect of a Volkswagen-based Auto-Sleepers vehicle has been carefully considered; from the choice of powerful TDi engines to the flexible sleeping arrangements and practical dining facilities.



Monocoque



Van conversion

Van Conversion

Versatility is the key to the success of Auto-Sleepers Volkswagen van conversions. True multi-purpose vehicles to support every aspect of your active lifestyle, from an everyday run-around to a tour of a continental coastline!

Auto-Sleepers Monocoque

The renowned Auto-Sleepers' monocoque is a one-piece, aerodynamically designed glassfibre body that is stylish and practical. The unitary construction ensures there are no seams to leak and monocoques are extremely robust - the perfect partner to the VW Transporter chassis.

To give you total peace of mind the Volkswagen vehicles arrive with comprehensive warranty schemes. Three year Driveline warranty, eight year body protection and three year paintwork warranty enhance the appeal of a motorhome that is second to none - the Auto-Sleepers Volkswagen motorhome.

Contents

Trooper LE	4	Clubman Anniversary LE	10
Trident LE	6	Gatcombe LE	12
Topaz LE	8	Technical Specifications	14



Trooper LE

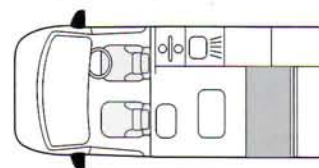
If you want a vehicle that's as comfortable driving down the high street as it is motoring through the Lake District, then the Trooper LE is definitely for you. With all the driveability of a luxury car you will have no problem parking in town - and if you really want to take it easy there's even an automatic option.

Elevate the roof to full standing height and you find yourself in an astonishingly spacious motorhome. The swivelling cab passenger seat with the offset table provides an additional dinette at which to enjoy the meal prepared in the well-equipped kitchen, before converting the rear dinette - in one easy movement - into a comfortable double bed. And if you've got the little ones along for the weekend, there's even an optional bed in the roof.

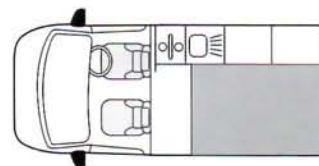
As always, it is attention to detail that sets Auto-Sleepers apart from the rest; the dual access wardrobe, the chinaware for four conveniently stowed beneath the sink, the fine cabinet work set off by fresh, stylish colour co-ordinated fabrics. And with all four forward facing seats equipped with inertia reel lap and diagonal belts, you can travel in security as well as style.

In short, the Trooper LE will soon make itself so useful you'll wonder how you ever managed without it!

Trooper LE daytime



Trooper LE night-time



Conversion Features

- Solid sided elevating roof
- Rear dinette converts to double bed in one easy operation
- Inertia reel lap and diagonal seatbelts for both of the rear forward facing seats
- Cab seats and head rests trimmed to match rear seat cushions
- Swivelling cab passenger seat and offset table
- Fully carpeted throughout
- High quality reflex foam upholstery
- Two burner hob and grill with heat resistant laminated lid
- Tilt tolerant Dometic 60lt refrigerator powered by gas/12v/230v with freezer compartment and electronic ignition
- Crockery for four in dedicated storage unit
- Chemical toilet in dedicated storage locker
- Cassette blinds and flyscreens to caravan windows
- Electrical control panel incorporates a water level indicator, master switches for 12v lighting and water pump, with individual trip switches for each appliance
- Mains electric input with safety trip switch (earth leakage circuit breaker)

- Second battery complete with 12v split charge relay
- Fluorescent lighting throughout
- 77lt fresh water tank and 74lt waste water tank
- Storage for one 4.5kg and one 2.75kg gas cylinder
- Smoke alarm and fire extinguisher
- New graphics package for 2003
- Lux pack incorporating Eberspacher thermostatically controlled blown air heating system operating from vehicle fuel supply. Mains charging for secondary battery
- Vinyl flooring with bound edged overlay carpets

Standard Automotive Specification

- Engine - 2.5TDi diesel, Output - 88bhp

Base Vehicle Features

- Metallic paint
- RDS stereo radio/cassette
- Heated rear window with wash/wipe
- Electric windows and electric adjustable and heated mirrors
- Central locking - remote control
- Cab seat arm rests
- Colour coded bumpers and mirrors
- Power assisted steering
- Alloy wheels
- Front fog lights
- Driver and passenger airbags
- Cab comfort pack including 8 speakers, vanity mirror light and velour trim doors

Suggested Options*

CONVERSION OPTIONS

- Roof bed including access ladder and safety net

BASE VEHICLE OPTIONS

Automotive

- Engine - 2.5TDi diesel, Output - 102bhp
- Three colour options - Reflex Silver, Nebio Blue, Elegance Green

*For a full list of the options available with this model consult our standard price list or your local dealer

"We wanted a motorhome that's equally practical for everyday use as it is for holidays - the Trooper LE gives us that and more!"

Please note that metallic paintwork is now standard on this model.





Please note that metallic paintwork is now standard on this model.



Trident LE

This classic high top model has always been the cornerstone of the Auto-Sleepers Volkswagen range - and the Trident's popularity is demonstrated by its longevity. This is a motorhome that has earned mass appeal since its introduction in the 1970s. It may be over thirty years old by name, but by nature it's a motorhome that has more than kept up with the times.

The 2003 Trident is very different - with a powerful 2.5 litre engine and automatic option, it will take you as far as you want to go - and then a bit further! Easy to drive and compact, its internal specification leaves little to be desired. A colour-coded exterior and new graphics package makes sure that this is a head-turner, while inside it's no less impressive for its size.

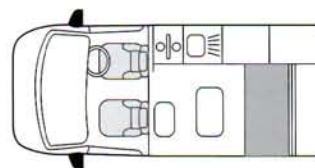
The well-equipped kitchen has been ergonomically designed and, with its attractive combination of stainless steel sink and drainer together with hob and grill, makes efficient use of space.

Throughout the vehicle attention has been concentrated on maximising storage. This is a clever van conversion that thinks it's a coachbuilt motorhome! For dining you can turn out imaginative meals to be eaten at the main table in front of the settee, or alternatively at the occasional table with swivelled cab passenger seat.

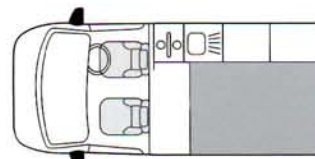
At bedtime, a quick-release catch on the settee creates a comfortable double bed, while the Trident LE's portable toilet is neatly located in a dedicated floor level locker.

The Trident LE has evolved with the times to become the ideal all round vehicle.

Trident LE daytime



Trident LE night-time



Conversion Features

- Aerodynamically styled, high top roof
- Stainless steel roof rack
- Rear dinette converts to double bed in one easy operation
- Traditional style cabinet work with hardwood edging
- Inertia reel lap and diagonal seatbelts for both of the rear forward facing seats
- Cab seats and head rests trimmed to match rear seat cushions
- Swivelling cab passenger seat and offset table
- High quality reflex foam upholstery
- Fully carpeted throughout
- Lined curtains
- Two burner hob & grill with heat resistant laminated lid
- Stainless steel kitchen sink & drainer
- Tilt tolerant Dometic 60lt refrigerator powered by gas/12v/230v with freezer compartment and electronic ignition
- Crockery for four in dedicated storage
- Chemical toilet in dedicated storage
- Cassette blinds and flyscreens to caravan windows
- Multi-position roof ventilator with night blind and flyscreen
- Mains electric input with safety trip switch (earth leakage circuit breaker)

- Electrical control panel incorporates a water level indicator, master switches for 12v lighting and water pump, with individual trip switches for each appliance
- Second battery complete with 12v split charge relay
- Fluorescent lighting throughout
- 77lt fresh water tank and 74lt waste water tank
- Storage for one 4.5kg and one 2.75kg gas cylinder
- Smoke alarm and fire extinguisher
- New graphics package for 2003
- Lux pack incorporating Eberspacher thermostatically controlled blown air heating system operating from vehicle fuel supply. Mains charging for secondary battery
- Vinyl flooring with bound edged overlay carpets

Standard Automotive Specification

- Engine - 2.5TDi diesel, Output - 88bhp

Base Vehicle Features

- Metallic paint
- RDS stereo radio/cassette
- Heated rear window with wash/wipe
- Electric windows and electric adjustable and heated mirrors
- Central locking - remote control
- Cab seat arm rests
- Colour coded bumpers and mirrors
- Power assisted steering
- Alloy wheels
- Front fog lights
- Driver and passenger airbags
- Cab comfort pack including 8 speakers, vanity mirror light and velour trim doors

Suggested Options*

CONVERSION OPTIONS

- Roof bed including access ladder and safety net
- Extractor fan in kitchen area
- Stainless steel rear ladder to roof rack

BASE VEHICLE OPTIONS

Automotive

- Engine - 2.5TDi diesel, Output - 102bhp
- Three colour options - Reflex Silver, Nebio Blue, Elegance Green

*For a full list of the options available with this model consult our standard price list or your local dealer

"We chose a motorhome that reflected our active lifestyle - that's the Trident LE"





Please note that metallic paintwork is now standard on this model.



Topaz LE

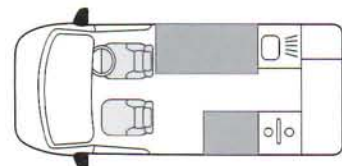
The attractive exterior of the Topaz LE, with new graphics and colour coded bumpers, belies its interior space, thanks to the long-wheelbase Kombi chassis. This means all the facilities of a coachbuilt, in one neat package.

A fresh look to the smartly upholstered lounge, gives a clue to the contemporary nature of this motorhome, as do the stainless steel kitchen facilities and hardwood edging trim to the cabinet work. Swivelling upholstered cab seats give additional accommodation to the lounge area, and there's plenty of storage for kit. Lounge seating combines a settee behind the driver's seat, opposite a single forward facing seat with a three point seat belt. The Topaz LE offers a choice of single beds or a large double - together with an optional overcab bed.

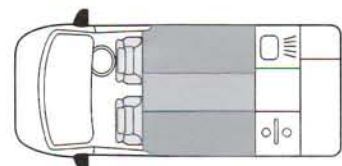
The neat fully equipped shower and toilet compartment has clever space-saving sliding doors - but if you don't want to bring the outdoors inside before you've had a chance to wash down - you can enter the washroom through the tailgate!

Heating and hot water facilities complete this well-equipped and easy to drive motorhome. The Topaz LE - designed to help you do what you do best. Live life to the full...

Topaz LE daytime



Topaz LE night-time



Conversion Features

- Aerodynamically styled, high top roof
- Twin dinettes, one with passenger cab seat reversed, the second using the inward facing settee
- Option of two single or one double bed
- Wood effect fascia trim
- Inertia reel lap and diagonal seatbelt is fitted to the nearside forward facing seat
- Two swivel cab seats
- High quality reflex foam upholstery
- Fully carpeted throughout
- Lined curtains
- Two burner hob and grill with heat resistant laminated lid
- Stainless steel sink and drainer
- Tilt tolerant Dometic 60lt refrigerator powered by gas/12v/230v with freezer compartment and electronic ignition
- Crockery for four in dedicated storage unit
- Eberspacher thermostatically controlled blown air heating system operating from vehicle fuel supply
- Hot and cold water for both sink and shower using Truma Ultrastore water heater operating on gas/230v
- The shower compartment has a Thetford cassette toilet, drop down wash basin, vanity unit and roof light with flyscreen
- Shower features easy to clean plastic wall lining with multi-drain shower tray and non-slip shower mat
- Cassette blinds and flyscreens to caravan windows
- Electrical control panel incorporates a water level indicator, master switches for 12v lighting and water pump, with individual trip switches for each appliance
- Mains electric input with safety trip switch (earth leakage circuit breaker)
- Mains charging system for secondary battery complete with 12v split charge relay
- Two 230v sockets and one 12v socket are fitted
- Lighting is provided by fluorescent lights and halogen reading lights
- 77lt fresh water tank and 70lt waste water tank
- Storage for two 4.5kg gas cylinders
- Smoke alarm and fire extinguisher
- New graphics package for 2003

Standard Automotive Specification

- Engine - 2.5TDi diesel, Output - 88bhp

Base Vehicle Features

- Metallic paint
- RDS stereo radio/cassette
- Heated rear window with wash/wipe
- Electric windows and electric adjustable and heated mirrors
- Central locking - remote control
- Cab seat arm rests
- Colour coded bumpers and mirrors
- Power assisted steering
- Alloy wheels
- Front fog lights
- Driver and passenger airbags
- Cab comfort pack including 8 speakers, vanity mirror light and velour trim doors

Suggested Options*

CONVERSION OPTIONS

- Roof bed, including access ladder and safety net
- Extractor fan in kitchen area
- Status TV aerial with booster

BASE VEHICLE OPTIONS Automotive

- Engine - 2.5TDi diesel, Output - 102bhp
- Three colour options - Reflex Silver, Nebio Blue, Elegance Green

*For a full list of the options available with this model consult our standard price list or your local dealer

“Who wants a ‘people carrier’ when you can have an ‘us-carrier’? We were looking for the all-in-one solution for our lifestyle. So we bought the Topaz LE.”

TDI





Clubman Anniversary LE

The Clubman Anniversary LE is the motorhome enthusiasts' choice. Its handsome looks immediately announce it as one of Auto-Sleepers' most prestigious models; it visibly exudes style. The sleek lines of the superbly crafted monocoque body integrate perfectly with the contours of the VW chassis. All enhanced by the practical design feature of a stainless steel ladder and roof rack.

And inside? The enviable combination of innovative design and traditional Cotswold craftsmanship creates an ambiance of warmth and quality that will have your companions wondering why they would ever spend time in any other motorhome...

The furniture, with beautiful detailing, perfectly complements the smart and stylish upholstery, while lined curtains, fitted carpet and scatter cushions enhance

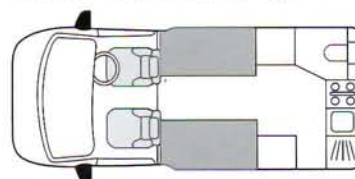
the quality of the interior specification. And flexibility in the sleeping arrangements is not overlooked, with the choice of two single beds or one double and an optional overcab bed is available that doubles as a storage unit.

Hot water and blown air heating combined with high levels of insulation ensure year round comfort - so you can feel as confident about weekend field trips in the crisp of Autumn as you would about two weeks of summer evening BBQs amongst like-minded friends. But your home comforts don't stop there. The spacious, well-equipped shower room offers you all the facilities you would expect. And the kitchen? Not just for cooking, but also offering ample storage, plus crockery for four in a dedicated cabinet.

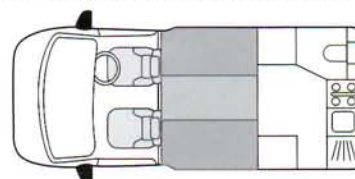
Attention to detail shows everywhere, from

the excellent interior lighting to the robust anti-burst caravan door lock. If you're touring in the Clubman Anniversary LE, you're touring with style and peace of mind.

Clubman Anniversary LE daytime



Clubman Anniversary LE night-time



Conversion Features

- Aerodynamically designed glassfibre monocoque coachwork (see page 15 for details)
- Stainless steel roof rack and ladder
- Rear corner steadies
- Centre dinette with the choice of two tables (option of small or large pedestal tables or both)
- Two longitudinal single beds or one large double
- Traditional style cabinet work with hardwood edging
- Wood effect fascia trim
- Underfloor storage locker
- Storage available in large overcab storage locker
- Cab seats in matching upholstery
- High quality reflex foam upholstery
- Scatter cushions
- Full carpeting
- Lined curtains
- Four burner hob with grill and oven each with electronic ignition
- Stainless steel sink and drainer
- Laminated heat resistant lids for cooker and sink providing extra work surface
- Tilt tolerant Dometic 70lt refrigerator powered by gas/12v/230v with freezer compartment and electronic ignition
- Crockery for four in dedicated storage unit
- Truma thermostatically controlled space heater with 230v Ultraheat heating system
- Truma Ultrastore gas/230v water heater supplies sink, shower and handbasin
- Shower incorporating full width Thetford cassette toilet, vanity unit, glass mirror, towel rail, large tip up handbasin and non-slip shower mat, roof skylight with flyscreen and double glazed acrylic frosted window
- Double glazed acrylic windows in the living area with cassette blinds and flyscreens
- Heki roof ventilator with night blind and flyscreen
- Roof ventilator with blind and flyscreen
- Electrical control panel incorporates a water level indicator, master switches for 12v lighting and water pump, with individual trip switches for each appliance
- Mains electric input with safety trip switch (earth leakage circuit breaker)
- Mains charging system for secondary battery with 12v split charge relay
- 230v socket on side of cocktail cabinet and at front of living area
- Bespoke television cabinet

- Status TV aerial with booster
- Lighting is provided by fluorescent lights and halogen reading lights where fitted
- 69lt fresh water tank and 67lt waste water tank
- External locker for two 7kg gas cylinders
- Smoke alarm and fire extinguisher
- Automotive style anti-burst caravan door lock
- Removable step
- New graphics package for 2003
- Wheel trims

Standard Automotive Specification

- Engine - 2.5TDi diesel, Output - 102bhp

Base Vehicle Features

- RDS stereo radio/cassette
- Power assisted steering
- Cab seat arm rest
- Central locking
- Driver and passenger air bags
- Cab comfort pack including 8 speakers, vanity mirror light and velour trim doors

"With the Clubman Anniversary LE, it's many happy returns to all our favourite places. Every weekend and every holiday we're up and away"

Suggested Options*

CONVERSION OPTIONS

- Extractor fan in lieu of roof ventilator
- Pull out overcab bed in place of storage locker
- Optional upholstery available
- Waste bin on caravan door
- Refrigerator with full width freezer compartment

*For a full list of the options available with this model consult our standard price list or your local dealer





Gatcombe LE

This is a motorhome that's designed for fun and flexibility. With a fresh continental feel, the perennial appeal of the Gatcombe LE is favoured by those seeking to support an active lifestyle.

With Auto-Sleepers' unique glassfibre monocoque shell, the sleek exterior has been enhanced for 2003 with new graphics. Step inside, and you'll instantly be at home with the Gatcombe LE's inviting and versatile personality.

It's available in two layouts; one with a settee on both sides, the other with a settee on one side and an optional forward facing seat on the other. For safety, the forward facing seat is fitted with a three-point lap and diagonal seat belt. Then there's the selection of a small or large pedestal table - or why not make the most of flexible dining and entertaining and have both? And how would you like to

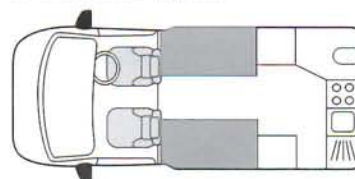
sleep? In two single beds or one large and comfy double? Not forgetting the further choice of an optional overcab bed...

The smart rear kitchen is supplied with everything required to turn out a romantic dinner for two, or a big family Sunday lunch, with a four burner hob/grill and oven next to a stainless steel sink and drainer. A Dometic fridge and bespoke drinks cabinet are housed in an adjacent unit.

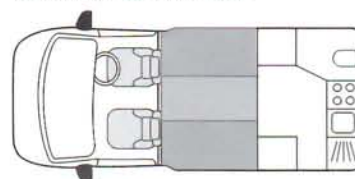
Year round usage is assured with the comfort of a powerful blown air heating system to keep the interior warm, and a water heater to supply the kitchen and washroom. The washroom is neat and well thought out, with a fold-down washbasin, Thetford cassette toilet and shower. Storage is well catered for with a new shower/vanity unit and a large mirror accentuates the interior space.

This is the motorhome for people who don't take too much for granted. It's been built for you and your needs... Even if you're not quite sure what those needs are yet!

Gatcombe LE daytime



Gatcombe LE night-time



Conversion Features

- Aerodynamically designed glassfibre monocoque coachwork (see page 15 for details)
- Stainless steel roof rack and ladder
- Rear corner steadies
- Centre dinette with the choice of two tables (option of small or large pedestal tables or both)
- Two longitudinal single beds or one large double
- Modern style cabinet work with hardwood edging
- Wood effect fascia trim
- Underfloor storage locker
- Storage available in large overcab storage locker
- Cab seats in matching upholstery
- High quality reflex foam upholstery
- Scatter cushions
- Full carpeting
- Lined curtains
- Four burner hob with grill and oven each with electronic ignition
- Stainless steel sink and drainer
- Laminated heat resistant lids for cooker and sink providing extra work surface
- Tilt tolerant Dometic 70lt refrigerator powered by gas/12v/230v with freezer compartment and electronic ignition
- Crockery for four in dedicated storage unit
- Truma thermostatically controlled space heater with 230v Ultraheat heating system
- Truma Ultrastore gas/230v water heater supplies sink, shower and handbasin
- Shower incorporating full width Thetford cassette toilet, vanity unit, glass mirror, towel rail, large tip up handbasin and non-slip shower mat, roof skylight with flyscreen and double glazed acrylic frosted window
- Double glazed acrylic windows in the living area with cassette blinds and flyscreens
- Heki roof ventilator with night blind and flyscreen
- Roof ventilator with blind and flyscreen
- Electrical control panel incorporates a water level indicator, master switches for 12v lighting and water pump, with individual trip switches for each appliance
- Mains electric input with safety trip switch (earth leakage circuit breaker)
- Mains charging system for secondary battery with 12v split charge relay
- 230v socket on side of cocktail cabinet and at front of living area
- Bespoke television cabinet

- Status TV aerial with booster
- Lighting is provided by fluorescent lights and halogen reading lights where fitted
- 69lt fresh water tank and 67lt waste water tank
- External locker for two 7kg gas cylinders
- Smoke alarm and fire extinguisher
- Automotive style anti-burst caravan door lock
- Removable step

Standard Automotive Specification

- Engine - 2.5TDi diesel, Output - 102bhp

Base Vehicle Features

- RDS stereo radio/cassette
- Power assisted steering
- New graphics package for 2003
- Wheel trims
- Cab seat armrests
- Central locking
- Driver and passenger air bags
- Cab comfort pack including vanity mirror light and velour trim doors

Suggested Options*

CONVERSION OPTIONS

- Extractor fan in lieu of roof ventilator
- Overcab bed which can alternatively be used as a storage locker
- Front facing seat in lieu of inward facing dinette seat on offside with inertia reel seatbelt converts into inward facing settee
- Optional upholstery available
- Waste bin on caravan door
- Refrigerator with full width freezer compartment

*For a full list of the options available with this model consult our standard price list or your local dealer

"We didn't want to have to change our motorhome just because we changed our lifestyle! The Gatcombe LE offered us an ideal answer to our evolving needs."



Dimensions*	Trooper LE	Trident LE	Topaz LE	Clubman Anniv LE	Gatcombe LE
Length	4812mm (15'10")	4812mm (15'10")	5202mm (17'1")	5525mm (18'2")	5525mm (18'2")
Body width (mirrors extended)	2190mm (7'2")	2190mm (7'2")	2190mm (7'2")	2420mm (8')	2420mm (8')
Body width (mirrors folded)	1940mm (6'5")	1940mm (6'5")	1940mm (6'5")	2170mm (7'2")	2170mm (7'2")
Height (with aerial)	n/a	2720mm 8'11"	2720mm (8'11")	2860mm (9'5")	2860mm (9'5")
Height (without aerial)	2100mm (6'11")	2570mm (8'5")	2555mm (8'5")	2725mm (8'11")	2725mm (8'11")
Double bed	1911x1118mm (6'3" x 3'8")	1911x1118mm (6'3" x 3'8")	1780x1475mm (5'10" x 4'10")	1905x1350mm (6'3" x 4'5")	1905x1350mm (6'3" x 4'5")
Overcab bed	1563x1190mm (5'1" x 3'10")	1747x1180mm (5'8" x 3'10")	1770x1115mm (5'9" x 3'8")	1770x1030mm (5'10" x 3'4")	1770x1030mm (5'10" x 3'4")
Single bed (offside)	n/a	n/a	1780x560mm (5'10" x 1'10")	1850x680mm (6'1" x 2'2")	1850x680mm (6'1" x 2'2")
Single bed (nearside)	n/a	n/a	1854x560mm (6'1" x 1'10")	1870x710mm (6'2" x 2'4")	1870x710mm (6'2" x 2'4")



Technical Specifications

Chassis Specification	Trooper LE	Trident LE	Topaz LE	Clubman Anniv LE	Gatcombe LE
Clutch Hydraulically actuated single dry plate with asbestos-free lining	•	•	•	•	•
Gearbox 5 speed manual gearbox	•	•	•	•	•
Steering Power assisted steering with safety steering column	•	•	•	•	•
Brakes Front and rear disc breaks. Hydraulic dual circuit braking system with servo assistance. Load dependent brake pressure limiter	•	•	•	•	•
Suspension Independent front suspension with torsion bars, upper and lower wishbones and anti-roll bar. Independent rear suspension with mini coil springs and semi trailing arms	•	•	•	•	•
80lt Fuel Tank	•	•	•	•	•

All weights and dimensions are subject to a tolerance of + or - 5%.



"The luxury and practicality of an Auto-Sleepers Volkswagen - total peace of mind!"



The above picture is shown for illustration purposes only.

The Auto-Sleepers Monocoque

- One piece unitary construction ensures the monocoque is extremely robust and there are no seams to leak
- Manufactured in colour impregnated gelcoat it is easily maintained
- Re-inforced bonded fittings are included for cycle racks and awnings
- Fire resistant gelcoat is used in the manufacture of the glassfibre coachwork
- High levels of insulation including a bonded construction floor and double glazed acrylic windows are standard
- The roof is re-inforced for the fitting of top boxes. Moulded tread pads are incorporated into the roof for safety
- The caravan door lock assembly is burst proof

Environment/Emissions



All Volkswagen based Auto-Sleepers conform to CEN Standard 1646-1/1998 for Habitation Requirements Relating to Health and Safety.

Volkswagen 3 year roadside assistance

In the unlikely event of a breakdown, your vehicle is covered by a comprehensive roadside assistance package. Anyone driving the vehicle, with your permission, is also covered. The service operates 24 hours a day, 365 days a year. Three year UK Roadside assistance provided by Volkswagen Emergency Assistance is subject to terms and conditions. Further details are available on request from your nearest Volkswagen Van Centre.

Volkswagen 3 year whole vehicle warranty

Consisting of a two year unlimited mileage manufacturer's warranty and one year Van Centre warranty. In the third year the warranty continues until a maximum of 100,000 miles. Third year warranty is only available on vehicles purchased and registered in the UK through an approved Volkswagen "Specialist Converter", an approved Volkswagen motorhome dealer or a Volkswagen Van Centre. Warranty excludes non-durable parts such as brakes and clutch linings.

Auto-Sleeper Owners' Club

The Auto-Sleeper Owners' Club was formed in 1989 and now has a membership exceeding 3,500. Closely allied with the Company, membership of the Club is open to all Auto-Sleeper owners. Benefits include a monthly newsletter, rallies throughout the year, both at home and abroad. Enquiry forms are available through the Company or by visiting www.asoc.fsnet.co.uk

Auto-Sleepers Parts Department

The Auto-Sleepers Parts Department aims to provide parts for Auto-Sleepers old and new. When contacting this Department, customers should have to hand the Auto-Sleeper production number of their vehicle. In the event of parts for older vehicles, we endeavour to provide these also but cannot guarantee to supply parts that are no longer manufactured by our suppliers.

Auto-Sleepers Conversion Warranty

You can be confident about owning an Auto-Sleeper, because we are confident about the way in which we build them. The conversion work of every Auto-Sleeper is covered by our own two year warranty scheme. The cover is not restricted to mileage and protects all aspects of the conversion (terms and conditions apply, please refer to your handbook for further information). For further peace of mind, a third years warranty may be purchased from your dealer when the vehicle is first registered. The base of your motorhome is covered by the base vehicle manufacturers/ importers warranty, detailed elsewhere in this brochure (terms and conditions apply, please refer to the chassis manufacturers handbook for details).



Auto-Sleepers
MOTORHOMES OF EXCELLENCE

Auto-Sleepers Limited
Orchard Works
Willersey, Nr Broadway
Worcestershire
WR12 7QF
England

Customer Hotline 01386 842603

Tel: 01386 853338 Fax: 01386 858343

Internet: www.auto-sleepers.co.uk

Email: sales@auto-sleepers.co.uk

Your local dealer is:

It is the continual policy of Volkswagen and Auto-Sleepers to seek to improve their vehicles in every way and so whilst every effort has been made to ensure the details set out in this brochure were correct at the time of going to press, they are unable to guarantee that no changes in specification have subsequently taken place. They therefore reserve the right to alter the specifications and price at any time without notice. Auto-Sleepers design their motorcaravans to provide a variety of potential uses for its customers. Each vehicle features the optimum storage, fluid, seating and sleeping capabilities. While the customer enjoys this potential, he also has the responsibility to select the proper combinations of loads without exceeding the chassis weight capacities. E&OE.
March 03, Auto-Sleepers is a registered trademark of Auto-Sleeper Group Limited.



www.vwT4camper.info - a useful website for owners and enthusiasts of VW T4 Campervans