



Auto-Sleepers

VOLKSWAGEN BASED MOTORHOMES

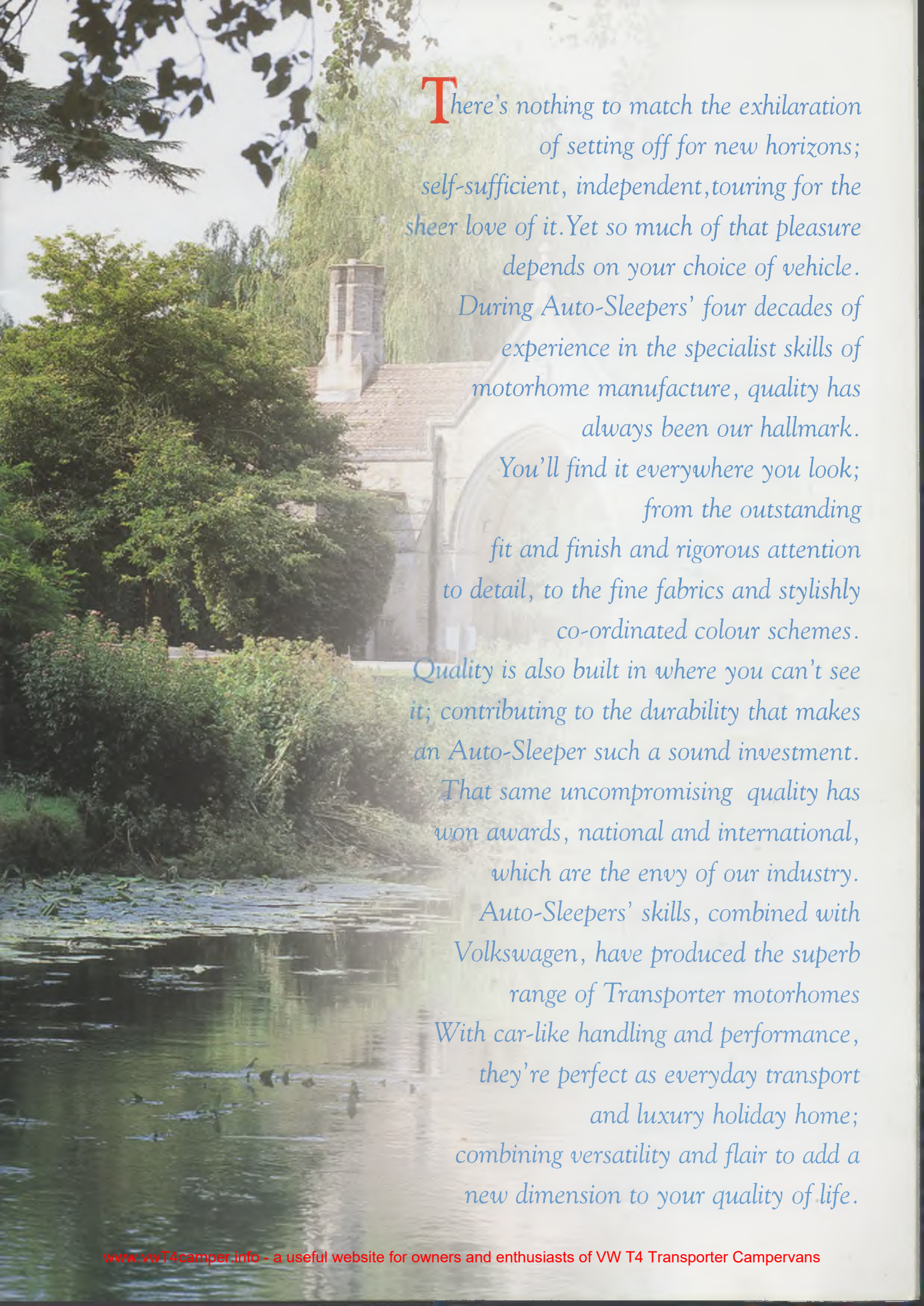


TROOPER · TRIDENT · TOPAZ · CLUBMAN · GATCOMBE · SHERBOURNE

www.vwT4camper.info - a useful website for owners and enthusiasts of VW T4 Transporter Campervans

Bringing Quality to Life





There's nothing to match the exhilaration of setting off for new horizons; self-sufficient, independent, touring for the sheer love of it. Yet so much of that pleasure depends on your choice of vehicle. During Auto-Sleepers' four decades of experience in the specialist skills of motorhome manufacture, quality has always been our hallmark. You'll find it everywhere you look; from the outstanding fit and finish and rigorous attention to detail, to the fine fabrics and stylishly co-ordinated colour schemes. Quality is also built in where you can't see it; contributing to the durability that makes an Auto-Sleeper such a sound investment. That same uncompromising quality has won awards, national and international, which are the envy of our industry. Auto-Sleepers' skills, combined with Volkswagen, have produced the superb range of Transporter motorhomes. With car-like handling and performance, they're perfect as everyday transport and luxury holiday home; combining versatility and flair to add a new dimension to your quality of life.



Trooper

Stylish and versatile ... it lacks for little

Trident

Comfort and flexibility is it's hallmark

Topaz

A specification that leaves little to be desired

Clubman

Luxurious, compact and elegant

Gatcombe

Stylish, eye-catching, built for the connoisseur

Sherbourne

Enhancing the Auto-Sleepers renowned tradition





Trooper

The best of both worlds

Easy to drive around town, perfect when you set off on the open road; the Trooper is a brilliant all rounder.

With the roof down, fitting precisely with the Volkswagen bodywork, Trooper is willing and versatile day to day transport.

On site, it's an astonishingly spacious motorhome, with the easy to operate elevating roof providing more than full standing headroom.

Luxury is the keynote, with fine cabinetwork and colour co-ordinated fabrics creating an ambience of restful comfort. The cab seats and headrests are trimmed to match the rear seat cushions, and the Trooper is fully carpeted throughout.

There's the versatility to suit every occasion, night or day. The rear dinette converts in one easy movement to a double bed, and an optional bed suitable for children can be located in the roof. The wardrobe is conveniently accessible both from inside and outside the vehicle.

The swivelling cab seat together with the offset table provides an additional dinette, and catering is a pleasure in the well-equipped kitchen. With many other thoughtful touches such as chinaware for four, a radio cassette, and the safety of lap and diagonal belts for all four forward facing seats, the Trooper will quickly become a very special part of your life.



STANDARD FEATURES

- ◆ Multi-purpose design with elevating roof
- ◆ 3 roof positions: fully closed, fully open and slightly open 'ventilation' position
- ◆ Heated rear window with wash/wipe
- ◆ Cab seats and headrests trimmed to match rear seat cushions
- ◆ Fully carpeted throughout
- ◆ Rear dinette converts to double bed
- ◆ Swivelling cab seat in conjunction with offside table provides additional dinette
- ◆ Optional roof bed, suitable for children
- ◆ Dual access wardrobe, accessible from inside or rear of vehicle
- ◆ Electrolux gas/12v/230v fridge with electronic ignition and freezer compartment
- ◆ Matching stainless steel sink/drainer with two burner hob/grill
- ◆ Heat resistant laminated lids
- ◆ Chinaware for four, conveniently positioned beneath sink
- ◆ Blinds and flyscreens to all caravan windows for privacy and ventilation
- ◆ Electrical control panel incorporates master switches for 12v lighting and water pump, with individual thermal trip switches for each appliance and water level indicator
- ◆ When using mains hook up, protection provided by Residual Current Device
- ◆ 3 point lap and diagonal inertia reel seatbelts in rear
- ◆ Radio cassette
- ◆ Optional luxury pack includes charging system and thermostatically controlled blown air heating
- ◆ Chemical toilet in special cupboard
- ◆ Storage for one 4.5Kg and one 2.75Kg gas cylinder
- ◆ 2nd battery for motorhome electrics
- ◆ Smoke Alarm
- ◆ Optional upholstery available



Trident

Home from home

The Trident's purposeful looks, with contrasting coachlines emphasising the streamlined styling, promise an equally well designed interior. You won't be disappointed.

Roominess is maximised with the capacious locker at the front of the high top roof, plus further practical storage space in the kitchen area, and in the cleverly concealed 'boot'.

There's all the equipment you could wish for. The Electrolux gas/12v/230v fridge has electronic ignition and a freezer compartment, and with safety in mind a residual current device gives reassuring protection when using the mains electrical hook up.

Heat resistant laminated lids over the sink and hob provide extra work surface.

Just as pleasing is the attention to detail, with handcrafted

edging on all cabinetwork, lined curtains and specially selected seat fabrics with fire retardant foams.

Entertaining facilities are convenient and versatile, with the swivelling front passenger seat and offset table providing an additional dinette.

Conversion to night time use is easy, with the rear dinette converting quickly to a comfortable double bed, with an optional childrens bed available in the high top roof.

With carpeting throughout and radio cassette as standard, the Trident will give you all the creature comforts of home whilst you journey towards new horizons.



STANDARD FEATURES

- ◆ Spacious high roof design with contrasting coachlines, stainless steel roof rack and optional ladder
- ◆ Heated rear window with wash/wipe
- ◆ Cab seats and headrests trimmed to match rear seat cushions
- ◆ Fully carpeted throughout
- ◆ Rear dinette converts to double bed
- ◆ Swivelling cab seat in conjunction with offside table provides additional dinette
- ◆ Optional roof bed suitable for children
- ◆ Dual access wardrobe, accessible from inside or rear of vehicle
- ◆ Electrolux gas/12v/230v fridge with electronic ignition and freezer compartment
- ◆ Matching stainless steel sink/drainer with two burner hob/grill
- ◆ Heat resistant laminated lids
- ◆ Chinaware for four, conveniently positioned beneath sink
- ◆ Blinds and flyscreens to caravan and high top windows for privacy and ventilation
- ◆ Electrical control panel incorporates master switches for 12v lighting and water pump, with individual thermal trip switches for each appliance and water level indicator
- ◆ When using mains hook up, protection provided by Residual Current Device
- ◆ 3 point lap and diagonal inertia reel seatbelts in rear
- ◆ Radio cassette
- ◆ Optional luxury pack includes charging system and thermostatically controlled blown air heating
- ◆ Chemical toilet in special cupboard
- ◆ Storage for one 4.5Kg and one 2.75Kg gas cylinder
- ◆ 2nd battery for motorhome electrics
- ◆ Smoke Alarm
- ◆ Optional upholstery available



Topaz

In a class of its own

An atmosphere of bespoke craftsmanship and luxury, together with all the practicality of everyday transport, Topaz gives high top motorcaravanning exciting new dimensions. With the Volkswagen Transporter's long wheelbase, the facilities are comparable with coachbuilt models, whilst the comprehensive specification will pamper you with every possible comfort and convenience.

Topaz is designed primarily as a two-berth, with a choice of two singles or a large double, although a four-berth option is available.

The interior welcomes you with generous headroom, colour co-ordinated velour upholstery with matching cushions, and lined curtains.

Swivelling cab seats create a choice of seating arrangements; two dinettes can be formed, one with the nearside cab seat and forward facing rear seat, the other with the settee.

The luxury shower compartment has an electric flush cassette toilet and removable fold down hand basin. Interior lighting includes reading and fluorescent lights carefully positioned to add further to your comfort.

With tilt tolerant fridge/freezer and two burner hob/grill – both featuring electronic ignition – plus the latest Truma Ultrastore 230v/gas water heater, Topaz will delight you with facilities that would be the envy of some coachbuilt motorhomes.



STANDARD FEATURES

- ◆ Spacious high roof design combines style with practicality
- ◆ Colour co-ordinated fabrics, matching cushions and lined curtains; modern, stylish velour upholstery
- ◆ Swivelling cab seat; inertia reel lap and diagonal seat belts to all forward facing seats
- ◆ Twin dinettes, one with passenger cab seat reversed, the second utilising the inward facing settee
- ◆ Two berth accommodation with easy to make up single or double beds
- ◆ Cassette blinds and flyscreens; roof light with night blind and flyscreen; top hinged double glazed opening windows in high roof top
- ◆ Reading lights and two 12v fluorescent lights
- ◆ Tilt tolerant Electrolux 60 litre fridge with electronic ignition and freezer compartment; adjacent slide out storage locker
- ◆ Stainless steel sink and drainer; two burner hob/grill with electronic ignition
- ◆ Hot and cold water for both sink and shower using Truma Ultrastore water heater with gas or mains electricity
- ◆ Generous storage space; handy storage shelf above rear door
- ◆ Luxury shower compartment accessible from both inside and out; Thetford cassette toilet, drop down hand basin, mirror and multi-positioned roof ventilator with flyscreen
- ◆ Thermostatically controlled blown air heating system
- ◆ New shower features easy to clean plastic wall lining with multi-drain shower tray and bound shower mat
- ◆ Improved access to cassette toilet holding tank
- ◆ Radio cassette
- ◆ Storage for two 4.5Kg gas cylinders
- ◆ Battery charging system and 2nd battery
- ◆ Smoke alarm
- ◆ Optional upholstery available



Clubman

Grace and space

The handsome looks of the Clubman immediately announce it as one of Auto-Sleepers' most prestigious models.

The aerodynamic monocoque GRP body integrates perfectly with the contours of the Volkswagen Transporter re-styled front and is complemented by the stainless steel roof rack and ladder.

Inside, you're surrounded by a unique combination of innovative design and traditional Cotswold craftsmanship, creating an ambience of warmth and quality.

The furniture, with polished hardwood beading, perfectly complements the colour co-ordinated fabrics, lined curtains and fitted carpet.

Sleeping arrangements are versatile, with the choice of two single beds or large double.

You can count on year round comfort, with ducted heating to both the shower and the vehicle interior provided by the Truma S3002 space heater. The well equipped shower compartment features a shower mat, together with a top hinged frosted acrylic window for privacy, cassette toilet, vanity unit and drop down hand basin. The kitchen, situated at the rear, provides capacious storage. Attention to detail shows everywhere, from the excellent interior lighting to the robust anti-burst caravan door lock; touring in the Clubman, you can enjoy complete peace of mind.



STANDARD FEATURES

- ◆ Stylish monocoque glass fibre aerodynamic coachwork
- ◆ Stainless steel roof rack, ladder and rear bumper with rear corner steadies
- ◆ Furniture with polished hardwood beading; lined curtains, colour co-ordinated fabrics and scatter cushions; fully carpeted throughout
- ◆ Truma Ultrastore gas /230v water heater supplies sink, shower and hand basin
- ◆ Fluorescent reading lights
- ◆ Double glazed acrylic windows with cassette blinds and flyscreens
- ◆ Kitchen with hob, grill/oven and stainless steel sink/drainer
- ◆ Heat resistant lids for cooker and sink, providing extra work surface
- ◆ Tilt tolerant Electrolux RM4213S gas/12v/230v fridge with freezer compartment and electronic ignition
- ◆ Crockery for four in special cupboard
- ◆ Two single beds or a double
- ◆ Generous storage space
- ◆ Shower compartment with top hinged frosted acrylic window, cassette toilet, shower mat, vanity unit and drop down hand basin
- ◆ Ducted heating to shower and vehicle interior from Truma S3002 space heater with Ultraheat mains heating element
- ◆ Automotive style anti-burst caravan door lock
- ◆ External gas locker for 2 x 7kg gas cylinders
- ◆ Battery charging system and second battery
- ◆ Radio cassette
- ◆ Smoke Alarm
- ◆ Optional upholstery available



Gatcombe

A choice of stylish surroundings

The superbly equipped Gatcombe has an inviting and versatile personality. It's available in two layouts; one with a settee on either side, the other with a settee on one side and an optional forward facing seat on the other. There's the further choice of a small or large pedestal table, or both for flexible dining and entertaining facilities.

For safety, the forward facing seat is fitted with a lap and diagonal inertia reel seat belt.

You'll enjoy the bright, spacious interior, with Heki skylight, double glazed windows with blinds and flyscreens, and a combination of fluorescent lighting and spot lights for night time illumination.

Year round comfort is provided by the Truma S3002 space heater with ducting throughout the living area and toilet compartment. The generously proportioned shower room features a full width Thetford cassette toilet and large tip up hand basin.

The highly equipped kitchen provides a colour co-ordinated four burner hob, grill and oven - all with electronic ignition - together with a 70 litre Electrolux fridge with freezer compartment.

The finishing touch is the gold effect tap for the enamel sink and drainer.

So much care has gone into the Gatcombe's design - for motor caravanners who care about quality.



- ◆ Bespoke television cabinet (as shown) and Status TV aerial
- ◆ Aerodynamically designed glass fibre coachwork with matching rear bumper
- ◆ Stainless steel roof rack and ladder, with rear corner steadies
- ◆ Removable step; underfloor fresh and waste water tanks
- ◆ Choice of interior layouts; settee on either side, or one settee on nearside with optional forward facing seat on offside. The front facing seat converts to an inward facing settee
- ◆ Transverse double bed or two longitudinal singles
- ◆ Option of small or large pedestal tables, or both
- ◆ Lap and diagonal inertia reel seat belts on all forward facing seats
- ◆ Continental style cabinet work with chevron veneered door panels
- ◆ Colour co-ordinated upholstery and lining materials; buttoned reflex foam upholstery and scatter cushions; full carpeting
- ◆ Heki skylight; double glazed top hinged caravan windows with night blinds and flyscreens
- ◆ Colour co-ordinated four burner hob, grill and oven, each with electronic ignition
- ◆ 70 litre 12v/230v/gas Electrolux fridge with freezer compartment
- ◆ Enamel sink/drainer with gold effect tap and co-ordinated laminate worktops
- ◆ Truma Ultrastore water heater serving kitchen, shower and shower handbasin
- ◆ Truma S3002 space heater with ducting throughout living area and shower compartment
- ◆ Shower incorporating full width Thetford cassette toilet, glass mirror, towel rail, large tip up hand basin and edge bound shower mat; roof skylight with flyscreen, top hinged double glazed acrylic frosted window
- ◆ Mains sockets on side of cocktail cabinet and at front of living area
- ◆ External gas locker for two 7Kg gas cylinders
- ◆ 2nd battery and charging system
- ◆ Optional overcab bed in place of storage locker
- ◆ Radio cassette
- ◆ Smoke Alarm
- ◆ Optional upholstery available



Sherbourne

The finer things in life

Styled to draw admiring glances, with the handcrafted quality that makes travelling in an Auto-Sleeper such a rewarding experience; the newly introduced Sherbourne has it all.

With a bonded laminate panel construction and insulated GRP roof giving complete weather protection, the body structure is both durable and strong.

Safety features include an anti-burst car specification caravan door lock, and high level brake light neatly incorporated in the rear coachwork.

Inside, the surroundings are airy, spacious and elegant. The continental style furniture with its distinctive chevron veneer panels integrates harmoniously with the colour co-ordinated upholstery, lined curtains and matching scatter cushions. The L shaped settee is ideal for entertaining, and comfort is completed by the foam backed carpet throughout.

There are special touches of style and luxury; such as the gold finish tap, a kitchen that provides a Spinflo Caprice cooker unit with four burner hob, and a capacious 135 litre Electrolux fridge with separate freezer compartment.

The shower compartment has a bi-fold translucent door, and the toilet dressing area a sliding door for privacy. With comprehensive interior lighting, copious storage space and every detail reflecting bespoke craftsmanship, the Sherbourne is pure pleasure to own.



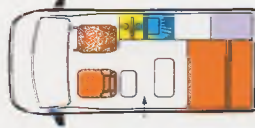
- ◆ Bonded laminated panel construction with insulated GRP roof; insulated floor with stylish glass fibre lower valances and rear bumper
- ◆ Caravan door incorporates an anti burst car specification lock
- ◆ Exterior gas locker; rear corner steadies; fresh and waste water tanks; high level brake light incorporated in rear coachwork; stainless steel roof rack and ladder
- ◆ Continental style furniture with chevron veneer panels. Cocktail cabinet with glasses and provision for bottles
- ◆ Colour co-ordinated upholstery with lined curtains
- ◆ L shaped settee with buttoned reflex foam cushions which converts to a longitudinal double bed
- ◆ Swivelling passenger cab seat
- ◆ Heki roof skylight with blind and flyscreen; top hinged double glazed acrylic windows, frosted in toilet
- ◆ Foam backed carpet extending from cab into living area; vinyl floor changing area with bound carpet overlay next to shower/toilet area
- ◆ Truma S3002 heater with Ultraheat and blown air distribution throughout living area; Truma Ultrastore water heater serving kitchen, shower and toilet areas
- ◆ Spinflo Caprice cooker unit with four burner hob/grill and oven
- ◆ Sink and drainer with gold effect tap; hinged lids for added work surface
- ◆ Electrolux 135 litre tower unit incorporating large fridge and separate freezer compartment
- ◆ Separate shower compartment at rear with bi-fold translucent shower door and shower mat
- ◆ Dressing area at rear with Thetford cassette swivel toilet, corner vanity cupboard, basin, fluorescent light, glass mirror and towel rail; sliding door
- ◆ Electrical control panel with circuit breakers for all 12v appliances; second battery and charging system
- ◆ Storage for two 7Kg gas cylinders
- ◆ Optional overcab bed in place of storage locker
- ◆ Radio cassette
- ◆ Smoke Alarm
- ◆ Optional upholstery available

Specification

- Seating
- Sink/Drainer
- Refrigerator
- Cooker
- Shower/Toilet
- Wardrobe
- Single Bed
- Double Bed



TROOPER



NIGHT TIME



Height 2100mm (6'10"), Length 4787mm (15'8 1/4") face lifted front.
 Length 4705mm (15'5 1/4") standard front.
 Width, mirrors folded 1940mm (6'4 3/8").
 Width, mirrors extended 2190mm (7'2")
BED SIZES: Double bed Length 1911mm (6'3"), Width 1118mm (3'8").
 Upper Bed Length 1563mm (5'1"), Width 1190mm (3'10").



TRIDENT



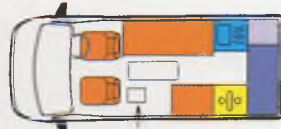
NIGHT TIME



Height 2570mm (8'5"), Length 4812mm (15'9 1/2") face lifted front.
 Length 4730mm (15'6 1/4") standard front.
 Width, mirrors folded 1940mm (6'4 3/8").
 Width, mirrors extended 2190mm (7'2")
BED SIZES: Double bed Length 1911mm (6'3"), Width 1118mm (3'8").
 Upper Bed Length 1747mm (5'8"), Width 1180mm (3'10").



TOPAZ



NIGHT TIME



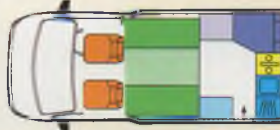
Height 2555mm (8'4 1/2"), Length 5202mm (17'1 1/2") face lifted front.
 Width, mirrors folded 1940mm (6'4 3/8").
 Width, mirrors extended 2190mm (7'2")
BED SIZES: Single bed (Nearside) Length 1854mm (6'1"), Width 560mm (1'10").
 Single bed (Offside) 1780mm (5'10") Width 560mm (1'10").
 Double bed Length 1780mm (5'10") Width 1475mm (4'10").
 Optional Overcab bed Length 1770mm (5'9"), Width 1115mm (3'8").



CLUBMAN



NIGHT TIME



Height 2700mm (8'10 1/2"), Length 5430mm (17'10") face lifted front.
 Width, mirrors folded 2170mm (7'1 1/2").
 Width, mirrors extended 2420mm (7'11 1/2")
BED SIZES: Double bed Length 1905mm (6'3"), Width 1295mm (4'3").
 Single Bed (Offside) Length 1829mm (6'0"), Width 686mm (2'3").
 Single Bed (Nearside) Length 1829mm (6'0"), Width 640mm (2'1").
 Optional Overcab Bed Length 1726mm (5'8"), Width 1092mm (3'7").



GATCOMBE



NIGHT TIME



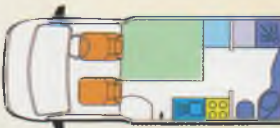
Height 2725mm (8'11 1/2"), Length 5525mm (18'2")
 Width, mirrors folded 2170mm (7'1 1/2").
 Width, mirrors extended 2420mm (7'11 1/2")
BED SIZES: Double bed Length 1905mm (6'3"), Width 1350mm (4'5").
 Single Bed (Nearside), Length 1870mm (6'1 1/2"), Width 710mm (2'4").
 Single Bed (Offside) Length 1850mm (6'0 1/2"), Width 680mm (2'2").
 Optional Overcab Bed Length 1770mm (5'9 1/2"), Width 1030mm (3'4").



SHERBOURNE



NIGHT TIME



Height 2700mm (8'10 1/2"), Length 6190mm (20'4")
 Width, mirrors folded 2170mm (7'1 1/2").
 Width, mirrors extended 2420mm (7'11 1/2")
BED SIZES: Double bed Length 1850mm (6'0 3/4").
 Width 1230mm (4'0 1/2").
 Optional Overcab Bed Length 1770mm (5'9 1/2").
 Width 1030mm (3'4").

AUTOMOTIVE INFORMATION

MODEL	2.0 litre Petrol	1.9 litre TurboDiesel	2.4 litre Diesel	2.5 litre TurboDiesel	2.5 litre Petrol	2.5 litre TurboDiesel
TROOPER	Standard	Standard	Optional	Optional	Auto	Optional
TRIDENT	Standard	Standard	Optional	Optional	Auto	Optional
TOPAZ	Not Available	Not Available	Standard	Optional	Not Available	Optional
CLUBMAN	Not Available	Not Available	Standard	Optional	Manual	Optional
GATCOMBE	Not Available	Not Available	Standard	Optional	Manual	Optional
SHERBOURNE	Not Available	Not Available	Standard	Optional	Manual	Optional
ENGINE SPECIFICATIONS	4 cylinder - 1968 cm ³ Output 84bhp @ 4300rpm Torque 159Nm @ 2200rpm	4 cylinder - 1896 cm ³ Output 68bhp @ 3700rpm Torque 140Nm @ 2000-3000rpm	5 cylinder - 2461 cm ³ Output 75bhp @ 3700rpm Torque 165Nm @ 1800-2200rpm	5 cylinder - 2461 cm ³ Output 88bhp @ 3600rpm Torque 195Nm @ 1900-2500rpm	5 cylinder - 2461 cm ³ Output 114bhp @ 4500rpm Torque 200Nm @ 2200rpm	5 cylinder - 2461 cm ³ Output 102bhp @ 3500rpm Torque 250Nm @ 1900-2300rpm
TRANSMISSION	Manual	Manual	Manual	Auto/Manual	Auto/Manual	Auto/Manual



VOLKSWAGEN SUPPORT WARRANTY

From the 1st October 2000, all Volkswagen Motorhomes are covered by a 1 year unlimited mileage manufacturers warranty that is valid worldwide together with a Driveline warranty for years 2 and 3 or 100,000 miles, whichever comes first.

This is only available on UK supplied vehicles and is subject to the manufacturers terms and conditions as outlined in the warranty booklet supplied at the time of delivery.

VOLKSWAGEN EMERGENCY ASSISTANCE.

Every Volkswagen is automatically covered in this scheme for the first 12 months after initial registration. The scheme provides a range of benefits including Road Side Assistance anywhere in the UK, 'At Home' breakdown service recovery to your nearest authorised Volkswagen dealer, 24 hour cover and the option of overnight hotel accommodation or onward travel in the event of a breakdown, whichever is more suitable. Full details of the scheme are available from your Volkswagen Van Centre.

TECHNICAL INFORMATION

Clutch:	Hydraulically actuated single dry plate with asbestos-free lining
Gearbox:	5 speed manual gearbox with 4 speed automatic transmission available on certain models
Steering:	Rack and Pinion via universal joints and collapsible struts
Brakes:	Front and rear discs incorporating dual circuit system with sensing valve
Suspension:	Front: Wishbones and torsion springs Rear: Diagonal trailing arms and coil springs
Fuel Tank:	80 litres

Note: The Trooper and Trident are built on the short wheelbase Transporter, Topaz is built on the long wheelbase Transporter, Clubman and Gatcombe on the short wheelbase Transporter chassis cab and Sherbourne is built on the long wheelbase Transporter chassis cab.

AUTO-SLEEPER OWNERS' CLUB

The Auto-Sleeper Owners' Club was formed in 1989 and now has a membership exceeding 3,500.

Closely allied with the Company, membership of the Club is open to all Auto-Sleeper owners. Benefits include a monthly newsletter, rallies throughout the year, both at home and abroad, culminating with the Annual Club and Company Rally held each July at the Three Counties Showground, Malvern. Enquiry forms are available through the Company.

AUTO-SLEEPER PARTS DEPARTMENT

The Auto-Sleeper Parts Department aims to provide parts for Auto-Sleepers old and new.

When contacting this Department, customers should have to hand the Auto-Sleeper production number of their vehicle. In the event of parts for older vehicles, we endeavour to provide these also but cannot guarantee to supply parts that are no longer manufactured by our suppliers.



All Volkswagen **Travel** Auto-Sleepers conform to
CEN Standard 1646-1/1998
for Habitation Requirements Relating to Health and Safety.



TROOPER · TRIDENT · TOPAZ · CLUBMAN · GATCOMBE · SHERBOURNE



A COMPANY COMMITTED TO EXCELLENCE

Auto-Sleepers Limited, Orchard Works, Willersey, Nr Broadway, Worcestershire WR12 7QF, England. Tel: 01386 853338 Fax: 01386 858343
Internet: <http://www.auto-sleepers.co.uk> e-mail: sales@auto-sleepers.co.uk

It is the continual policy of Volkswagen and Auto-Sleepers to seek to improve their vehicles in every way and so whilst the details set out in this brochure were correct at the time of going to press, they are unable to guarantee that no changes in specification have subsequently taken place. They therefore reserve their rights to alter the specifications and price at any time without notice. Auto-Sleepers design their motorcaravans to provide a variety of potential uses for its customers. Each vehicle features the optimum storage, fluid, seating and sleeping capabilities. While the customer enjoys this potential, he also has the responsibility to select the proper combinations of loads without exceeding the chassis weight capacities.

0108 www.vwT4camper.info - a useful website for owners and enthusiasts of VW T4 Transporter Campervans

Produced by PMA Advertising